

Hong Kong Exchanges and Clearing Limited and The Stock Exchange of Hong Kong Limited take no responsibility for the contents of this announcement, make no representation as to its accuracy or completeness and expressly disclaim any liability whatsoever for any loss howsoever arising from or in reliance upon the whole or any part of the contents of this announcement.



WUXI APPTec CO., LTD.*
無錫藥明康德新藥開發股份有限公司

(A joint stock company incorporated in the People's Republic of China with limited liability)
(Stock Code: 2359)

2026 FIRST QUARTERLY RESULTS PRESENTATION

This announcement is made by WuXi AppTec Co., Ltd.* (無錫藥明康德新藥開發股份有限公司) (the “**Company**”) on a voluntary basis.

In order to enable shareholders and potential investors of the Company to have a deeper and more comprehensive understanding of its 2026 first quarterly results and business operations, the Company has included in this announcement the full copy of the presentation regarding the Company’s financial results and business operations (the “**Presentation**”). Shareholders and potential investors of the Company are reminded that the Presentation may contain forward-looking statements, which are, by their nature, subject to risks and uncertainties, and any estimate and future proposals stated in the Presentation are based on certain assumptions and estimates and on management’s judgements in light of currently available information only.

Shareholders and potential investors of the Company are advised not to place undue reliance on the information contained in the Presentation and should exercise caution when dealing in the securities of the Company.

By Order of the Board
WuXi AppTec Co., Ltd.*
Dr. Ge Li
Chairman

Hong Kong, April 29, 2026

As of the date of this announcement, the Board comprises Dr. Ge Li, Dr. Minzhang Chen, Dr. Steve Qing Yang and Mr. Zhaohui Zhang as executive Directors, Mr. Xiaomeng Tong and Dr. Yibing Wu as non-executive Directors and Ms. Christine Shaohua Lu-Wong, Dr. Wei Yu, Dr. Xin Zhang, Ms. Zhiling Zhan and Mr. Xuesong Leng as independent non-executive Directors.

* *For identification purpose only*



WuXi AppTec

First Quarterly 2026 Results

April 28, 2026

Forward-Looking Statements

This presentation may contain certain statements that are or may be forward looking, which can be recognized by the use of words such as “expects”, “plans”, “will”, “estimates”, “projects”, “intends”, or words of similar meaning. Such forward-looking statements are not historical facts, but instead are predictions about future events based on our beliefs, development strategy, business plan as well as assumptions made by and information currently available to our management. Although we believe that our predictions are reasonable, future events are inherently uncertain and our forward-looking statements may turn out to be incorrect. Our forward-looking statements are subject to risks relating to, among other things, our ability to meet timelines for the expansion of our service offerings or to reach the scale of our production capacity expansion plans, our ability to protect our clients’ intellectual property, competition, unforeseeable change of international policy, the impact of emergencies and other force majeure. Our forward-looking statements do not constitute any profit forecast by our management nor a undertaking by WuXi AppTec Co., Ltd. (“WuXi AppTec” or the “Company”) to our investors. **ACCORDINGLY, YOU ARE STRONGLY CAUTIONED THAT RELIANCE ON ANY FORWARD-LOOKING STATEMENTS INVOLVES KNOWN AND UNKNOWN RISKS AND UNCERTAINTIES.** All forward-looking statements contained herein are qualified by reference to the cautionary statements set forth in this section. All information provided in this presentation is as of the date of this presentation and are based on assumptions that we believe to be reasonable as of this date, and we do not undertake any obligation to update any forward-looking statement or information in this presentation to reflect future events or circumstances, except as required under applicable law.

Continuing Operations and Discontinued Operations

In accordance with IFRS, the Company has classified operations with signed equity sale agreements, completed sales, or those being discontinued during the reporting period or comparative periods as discontinued operations (“Discontinued Operations”). Comparative disclosures have been adjusted accordingly. The remaining operations of the Company will continue to be reported as continuing operations (“Continuing Operations”).

Use of Adjusted Non-IFRS Financial Measures

To supplement the Company’s IFRS consolidated financial statements, we provide adjusted non-IFRS gross profit and adjusted non-IFRS net profit attributable to the owners of the Company (“Adjusted Non-IFRS Net Profit”, with adjustments including share-based compensation, convertible bond issuance expenses, FX related gains or losses, amortization of acquired intangible assets from M&A, gains or losses from divestiture, restructuring and resource integration initiatives, realized and unrealized gains or losses from venture capital investments and share of gains or losses from JVs, etc.), adjusted operating cash flow and adjusted free cash flow (excluding income tax payments related to significant transactions, mainly equity or business sales, disclosed in the Company’s announcements). These measures are not required by, or presented in accordance with IFRS.

We believe that the adjusted non-IFRS financial measures used in this presentation are useful for understanding and assessing our core business performance and operating trends, and we believe that management and investors may benefit from referring to these measures in assessing our financial performance by eliminating the impact of certain unusual, non-recurring, non-cash and non-operating items that we do not consider indicative of the performance of our core business. The management of the Company believes such adjusted non-IFRS financial measures is widely accepted and adopted in the industry the Company operates. However, the presentation of these adjusted non-IFRS financial measures is not intended to be considered in isolation, or as a substitute for the financial information prepared and presented in accordance with IFRS. You should not view adjusted results on a stand-alone basis or as a substitute for results under IFRS, or as being comparable to results reported or forecasted by other companies.

Intellectual Property

All intellectual property rights and other rights pertaining to the information and materials presented in the presentation are owned by WuXi AppTec. Audio recording, video recording or disclosure of such materials by any means without the prior consent of WuXi AppTec is prohibited.

Disclaimer

This presentation is for information purposes only and does not constitute a recommendation regarding any securities of the Company. This presentation does not intend to provide a complete statement relating to the Company, its securities, or any relevant matters herein that a recipient may need in order to evaluate the Company. For relevant information, please refer to the Company’s disclosure documents and information on the Shanghai Stock Exchange (“SSE”), the Stock Exchange of Hong Kong Limited (“HKEX”) and the Company’s website.



01 Results Overview

02 Segment Performance

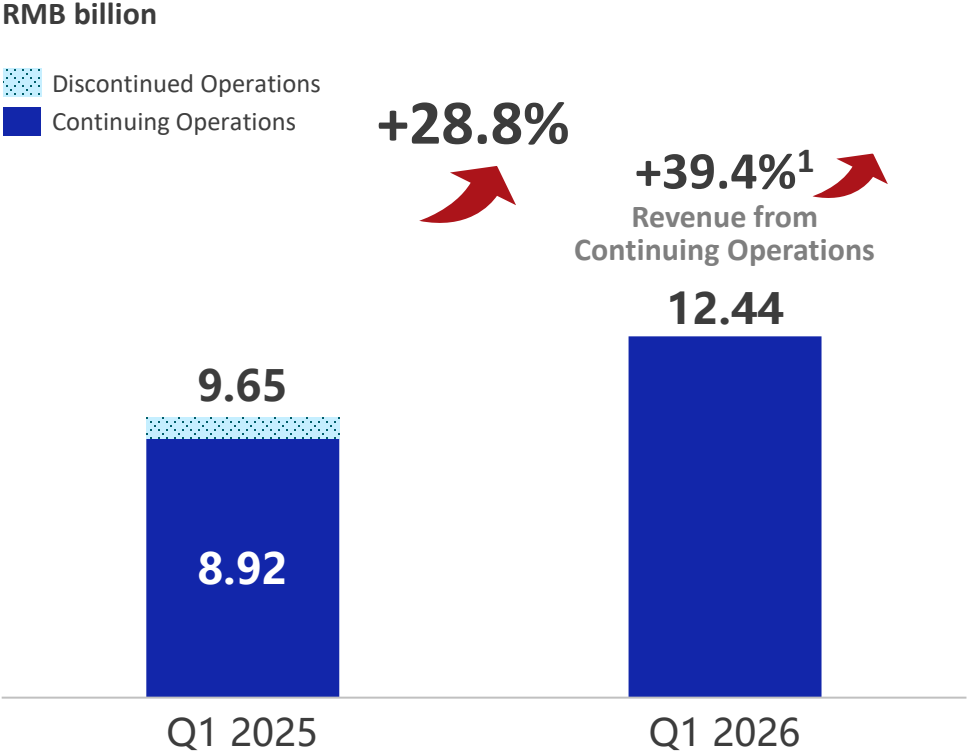
03 Financial Performance

04 Company Outlook

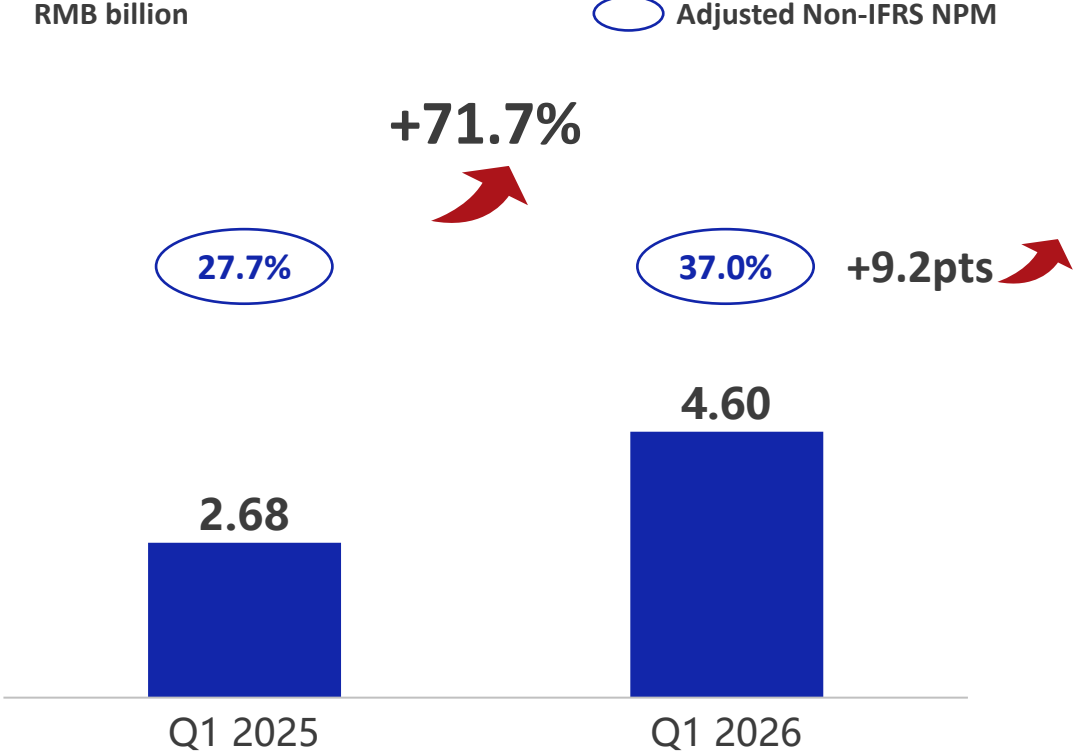
1. Results Overview

Q1 2026 Revenue & Profit Both Delivered Strong Growth; Revenue from Continuing Operations Up 39.4% YoY, and Adjusted Non-IFRS Net Profit Up 71.7% YoY

Revenue



Adjusted Non-IFRS Net Profit

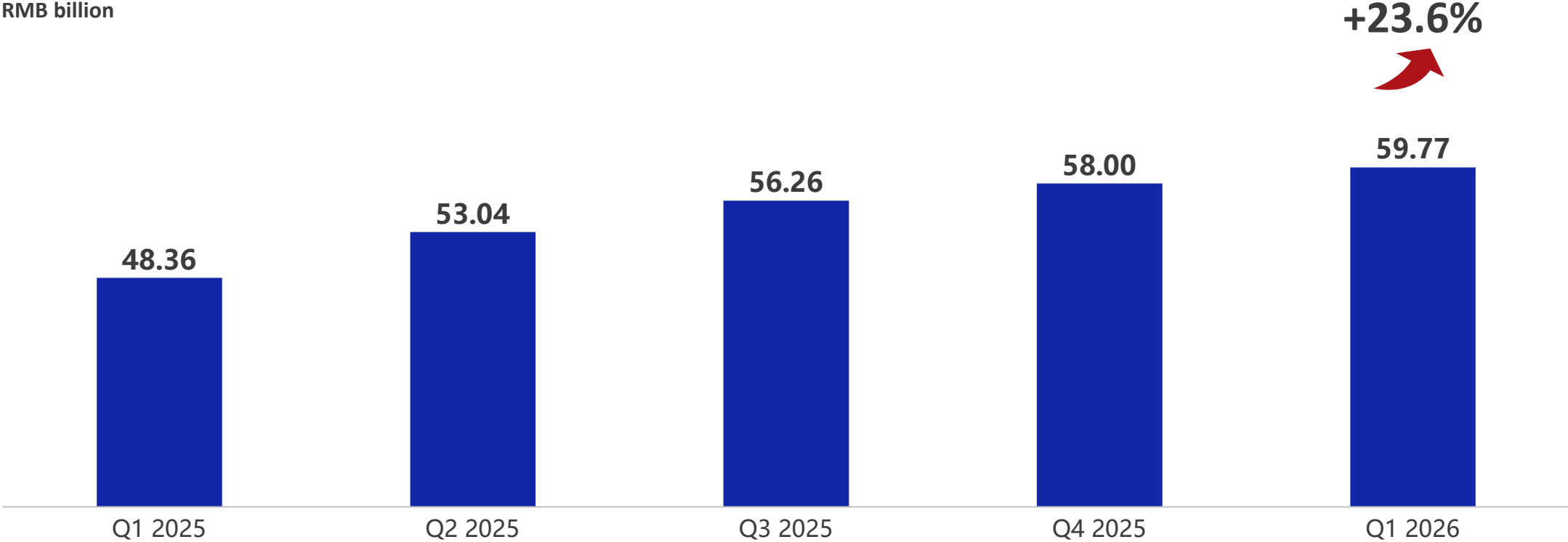


5 Note: 1. YoY revenue growth of Continuing Operations.

Continue to Focus on Our Core CRDMO Strategy, and Further Enhance Business Visibility, Backlog for Continuing Operations¹ Up 23.6% YoY as of March 31, 2026

Backlog for Continuing Operations¹

RMB billion



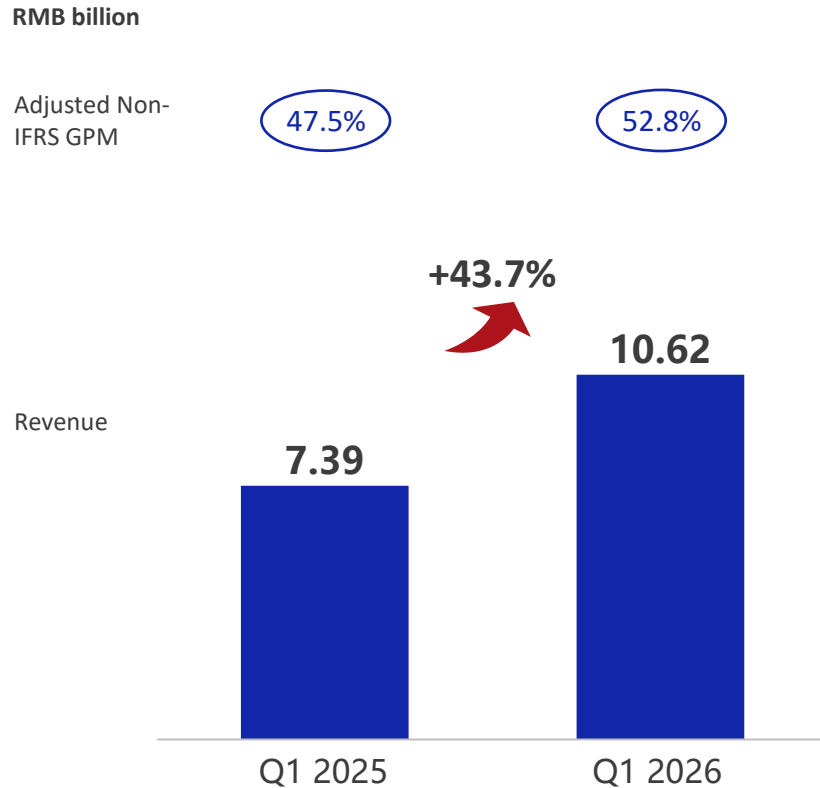
6 Note: 1. As disclosed in the 2026 First Quarterly Report, Continuing Operations include WuXi Chemistry, WuXi Testing (not including clinical research service business), WuXi Biology and Others; historical data has been adjusted accordingly.



2. Segment Performance

WuXi Chemistry: Continuous Pipeline Expansion and Steady Late-stage Progression, While Accelerating Proactive Capacity Planning

Revenue & Gross Profit Margin



CRDMO Business Model Drives Continuous Growth

- Driven by steady pipeline progression to late stages, and the sequential ramp-up of new capacity throughout last year, WuXi Chemistry Q1 revenue up **43.7% YoY** to **10.62bn**
- With continued optimization of production processes and improvements in capacity efficiency driven by the growth of late-stage clinical and commercial projects, WuXi Chemistry Q1 adjusted non-IFRS GPM steadily improved **5.4pts YoY** to **52.8%**
- **Accelerating proactive capacity planning.** We plan to initiate the new Changzhou site ahead of schedule to better meet growing customer demand

Small Molecule Drug Discovery (R) Continues to Generate Downstream Opportunities

- In the past 12 months, successfully synthesized and delivered **420,000+** new compounds
- In Q1, **83** molecules converted from R to D

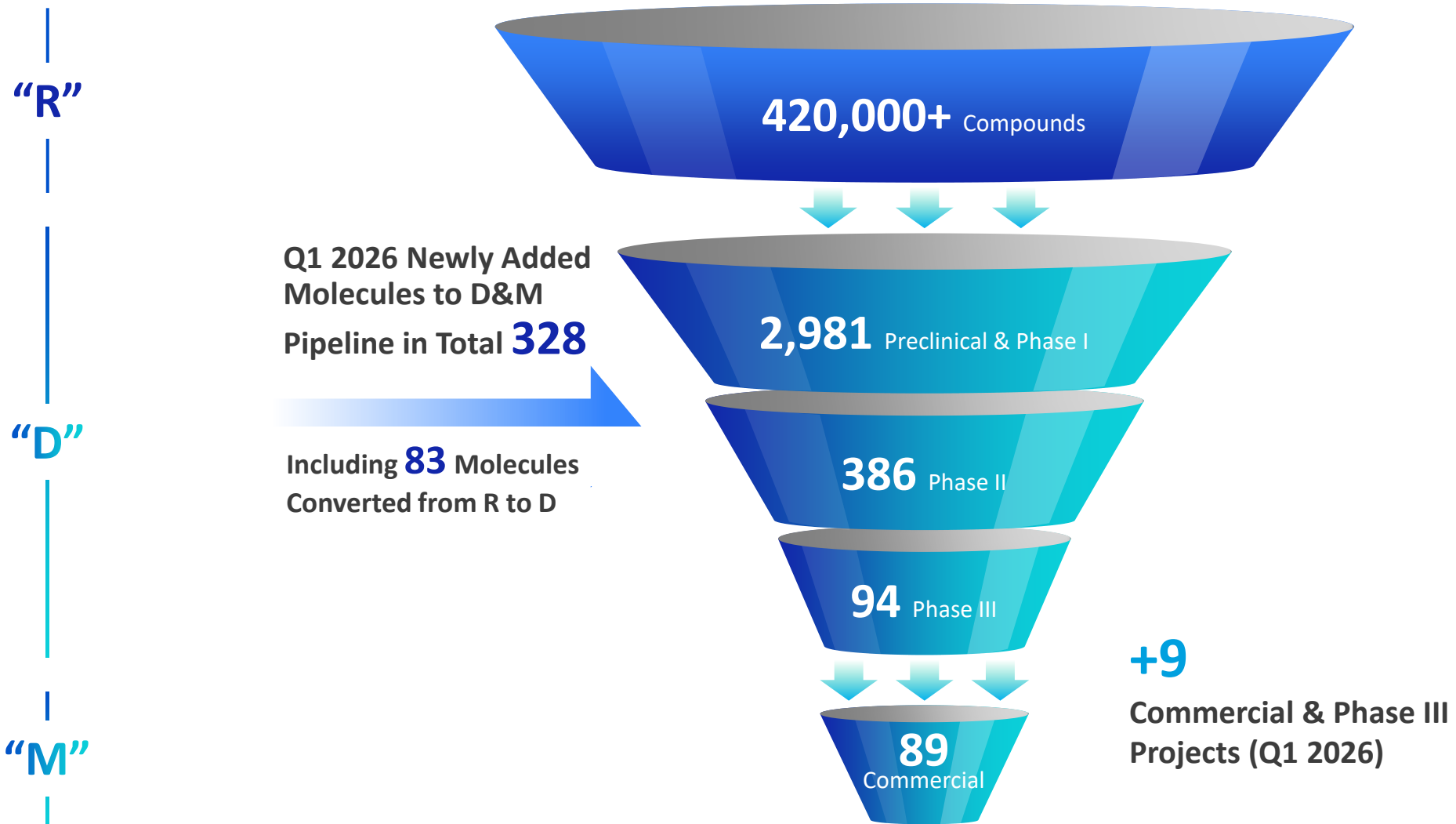
Small Molecule Development & Manufacturing (D&M) Maintains Strong Momentum

- Small molecule CDMO pipeline **continued to expand**
- As our business model continuously attracts high-quality molecules, and the pipeline steadily advances to late stages, aligned with proactive capacity planning and strong execution, small molecule D&M Q1 revenue up **80.1% YoY** to **6.93bn**

New Modalities (TIDES) Sustains Rapid Growth

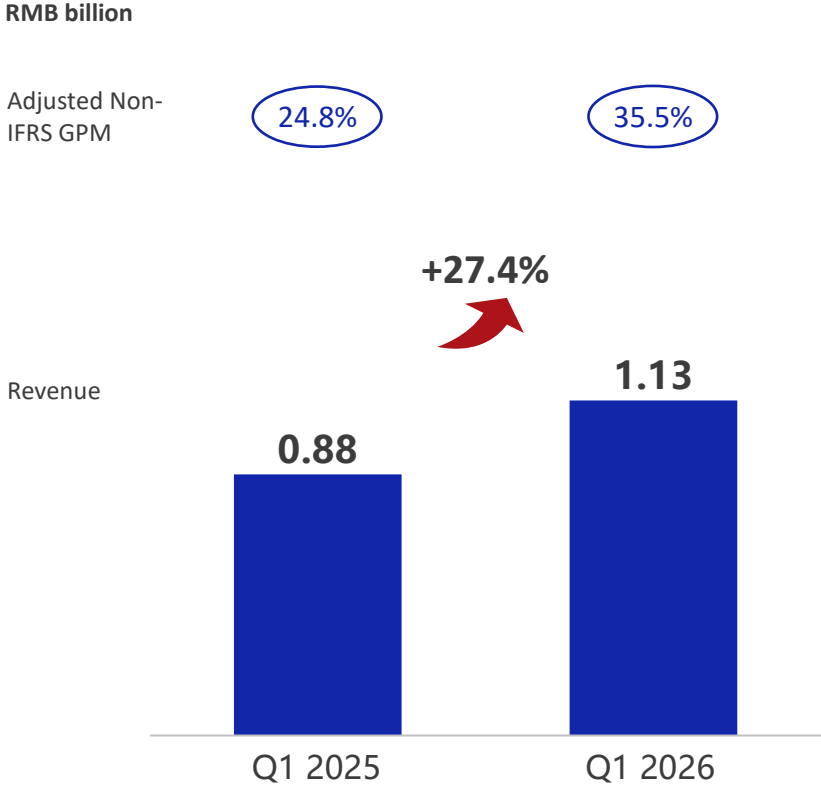
- TIDES Q1 revenue up **6.1% YoY** to **2.38bn**, with full-year revenue expected to grow **~40%**
- TIDES D&M customers grew **28% YoY**, and molecules grew **59% YoY**

WuXi Chemistry: “Follow the Molecule + Win the Molecule”, Small Molecule CRDMO Pipeline Efficiently Converts and Captures High-Quality Molecules, Delivering Sustained Growth



WuXi Testing¹: Strengthening Differentiated Capabilities and Operational Management; Drug Safety Evaluation Services Maintained Leading Position

Revenue & Gross Profit Margin¹



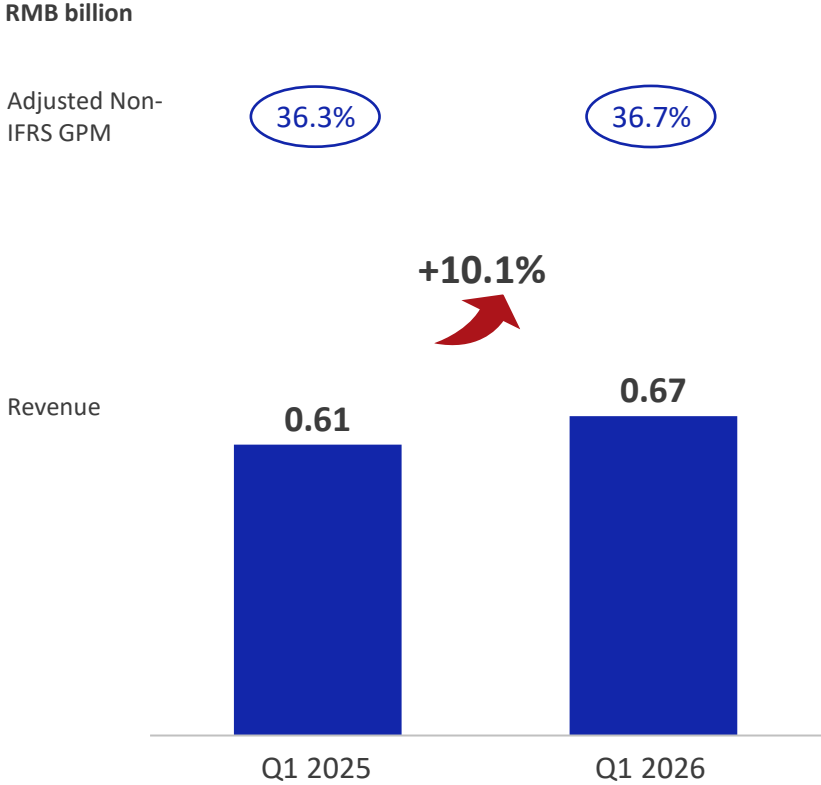
- WuXi Testing¹ Q1 revenue up **27.4%** YoY to **1.13bn**. Notably, revenue of drug safety evaluation services up **34.8%** YoY, maintaining its **industry leading** position in APAC
- Driven by differentiated capabilities and enhanced operational management, WuXi Testing¹ GPM **continued to improve** sequentially each quarter; Q1 adjusted non-IFRS GPM up **10.8pts** YoY to **35.5%**
- Actively enabling customers in global licensing deals. **New modality business continued strong momentum**, contributing **30%+** of WuXi Testing Q1 revenue, while maintaining leading position in areas including nucleic acids, conjugates, multispecific antibodies and peptides
- While continuing to **drive excellence across R&D and service capabilities**, **DMPK** steadily advanced new capacity in Qidong and Shanghai to efficiently respond to growing and diversified customer demand

10 Note: 1. As disclosed in the 2026 First Quarterly Report, WuXi Testing refers to Continuing Operations only; historical data has been adjusted accordingly.



WuXi Biology: Continues to Follow the Science & Generate Downstream Opportunities; *In Vivo* & *In Vitro* Synergies and Non-oncology Business Drove Growth

Revenue & Gross Profit Margin



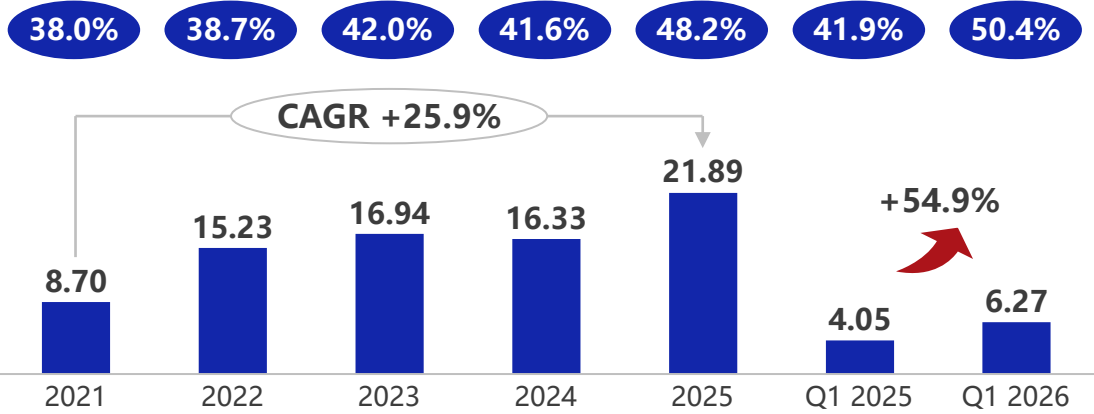
- WuXi Biology follows the science and strategically builds differentiated capabilities of drug discovery in emerging areas; actively expands global business and **efficiently generates downstream opportunities for CRDMO model** by continuously contributing **20%+** of the Company’s new customers
- Enabling global customers through integrated *in vitro* & *in vivo* drug discovery capabilities, cross-regional collaboration and end-to-end solutions in emerging areas. WuXi Biology Q1 revenue up **10.1%** YoY to **0.67bn**
- With continuous business integration and enhanced operational efficiency, WuXi Biology Q1 adjusted non-IFRS GPM up **0.4pts** YoY to **36.7%**. WuXi Biology closely follows the market and maintains a dynamic pricing strategy, maximizing its value in generating downstream opportunities
- Rapid revenue growth driven by accelerated progress in integrated ***in vitro* screening** and enhanced ***in vivo* pharmacology** capabilities. **Non-oncology business** maintained competitive edge, serving as a key growth contributor
- **New modality business continued to drive growth**, contributing **30%+** of WuXi Biology Q1 revenue, supported by rapid new customer expansion in areas including nucleic acids, antibody conjugates and peptides

3. Financial Performance

Continuously Drive Quality Growth, Strengthen Technological Expertise and Operational Efficiency, Leverage Management Resilience, Further Enhancing Profitability

Adjusted Non-IFRS Gross Profit ● Adjusted Non-IFRS GPM*

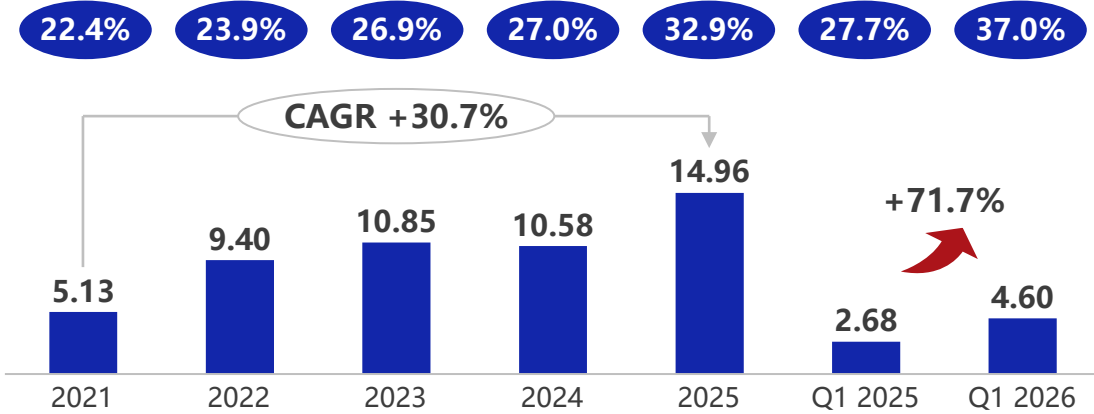
RMB billion



* GPM @ CER¹: Q1 2025 42.7%, Q1 2026 52.3%

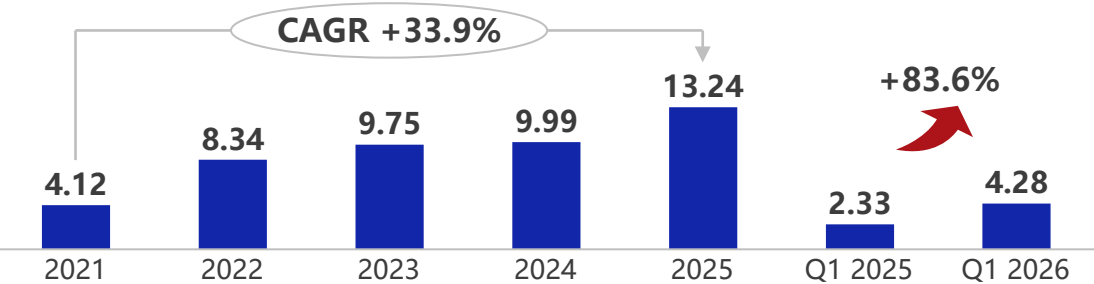
Adjusted Non-IFRS Net Profit ● Adjusted Non-IFRS NPM

RMB billion



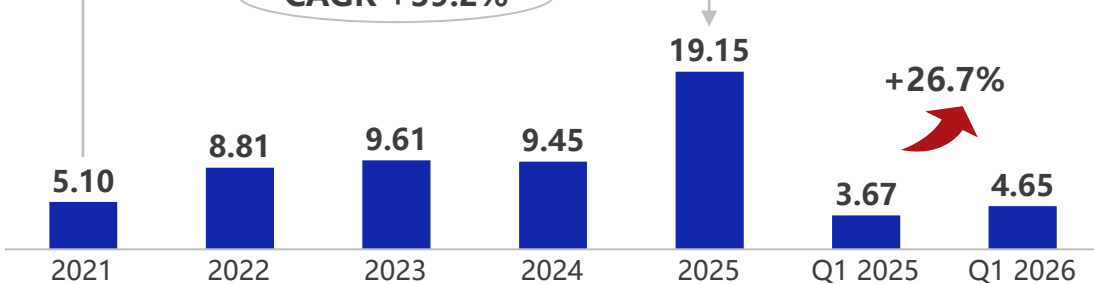
Net Profit After Deducting Non-Recurring Items (per CAS²)

RMB billion



Net Profit (per CAS²)

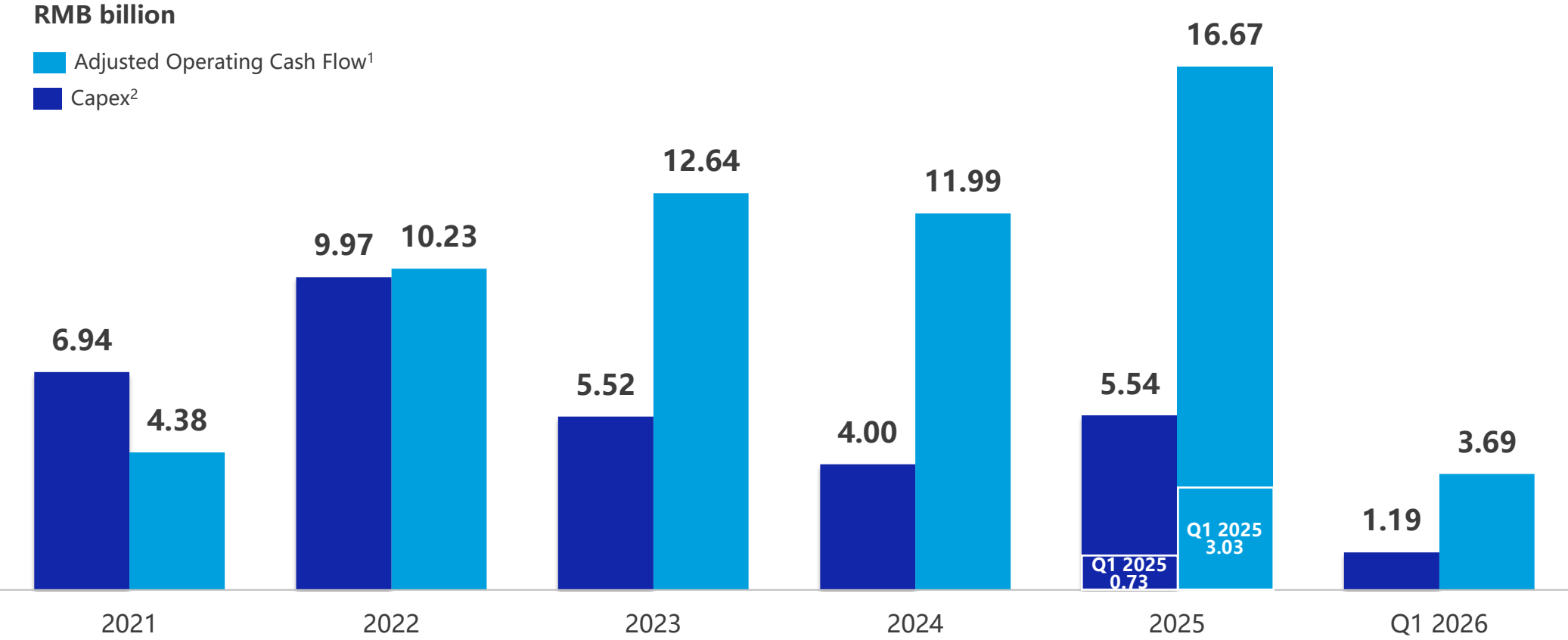
RMB billion



13 Note: 1. CER, constant exchange rate. 2. CAS, China Accounting Standards for Business Enterprises.



With Sustained Business Growth, Enhanced Operational Efficiency and Financial Management, Q1 2026 Adjusted Operating Cash Flow¹ Up 21.7% YoY to 3.69 Billion



¹⁴ Note: 1. Adjusted operating cash flow excludes income tax payments related to significant transactions (i.e., partial equity sales of WuXi XDC and the sale of the China-based clinical research service businesses) disclosed in the Company’s announcements. 2. Capex includes purchase of property, plant and equipment, other intangible assets and other long-term expenses.



4. Company Outlook

Company Outlook

Focus on the CRDMO business model, striving for highly efficient & exceptional services and operational excellence

- Continue to **focus** on our unique integrated **CRDMO** core business, and **accelerate global expansion, capacity construction and capability development**
- Leveraging customers' **ongoing demand for enabling services**, provide **highly efficient and exceptional services**, benefiting patients worldwide, and driving long-term growth
- Driving **optimized management and operations**, continuously improving **production & operational efficiency**, strengthening organizational resilience to navigate dynamic market conditions

Reaffirm full-year guidance with strong confidence; closely monitoring market dynamics and business development, will raise guidance when appropriate

- Targeting 2026 **total revenue to reach RMB 51.3-53.0 billion**, with **Continuing Operations revenue growing 18-22% YoY**
- Driving quality growth, realizing scale efficiency and enhancing operational excellence, proactively managing new capacity ramp-up and FX challenges; confident in **maintaining stable & resilient adjusted non-IFRS NPM** in 2026
- Accelerating global capacity expansion, 2026 capex is expected to reach RMB 6.5-7.5 billion. Along with business growth and efficiency improvements, 2026 **adjusted free cash flow¹** is expected to **reach RMB 10.5-11.5 billion**

¹⁶ Note: 1. Adjusted free cash flow excludes income tax payments related to significant transactions (i.e., partial equity sales of WuXi XDC and the sale of the China-based clinical research service businesses) disclosed in the Company's announcements.

Company Outlook

Remain committed to rewarding shareholders and upholding the Company's value

- While accelerating global capacity and capability enhancement, the Company's Board of Directors proposes (subject to approval by the Annual General Meeting) the 2026 total cash dividend distribution plan and expects it to **reach a record high**, including:
 - **maintain 30% annual cash dividend payout ratio, expecting to distribute 2025 annual dividend of RMB 4.71 billion¹**
 - **continue to implement the interim dividend in 2026**

Retain top talents and enhance the resilience of business operations and management

- The Company plans to launch (subject to approval by the Annual General Meeting) the 2026 H-share Incentive Trust Plan, to **continuously attract and retain top talents, strengthen the collective capabilities of management team, and enhance the resilience of the Company's business operations and management**
- Upon achieving RMB 51.3 billion revenue in 2026, no more than HKD 1.5 billion H-shares will be granted; and an additional HKD 1.0 billion H-shares will be granted upon reaching RMB 53.0 billion and above
- Underlying H-shares will be purchased via open market at prevailing market prices, **with no dilution to existing shareholders**

¹⁷ Note: 1. The expected distribution of 2025 annual dividend excludes the RMB 1.03 billion 2025 interim dividend already distributed.

